

## GGUSD Google Account for Students (@ggusd.net)

1. Go to: Google.com
2. Login using the following information:
  - a. Username email: 25 @ggusd.net (First number is high school graduation year with first initial and last name) followed by ggusd.net
  - b. Password: mmddyyyy (birthdate)

## Locating Google Classroom Codes

1. Login to your student or parent portal account
2. You find the Google Classroom codes on the main AERIES page (Class Summary)
3. Google Classroom codes are located in the column titled "website"



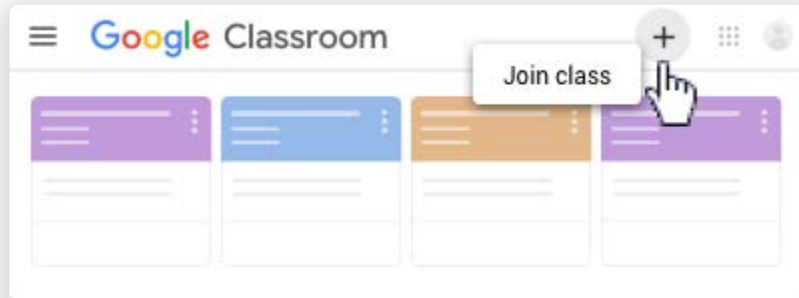
Class Summary											Show Legend	Options
Per	Course	Teacher	Room	Gradebook	Mark	Trend	Missing Assignment	Past 5 Days F. M T. W T.	Website	Meeting	Last Updated	
1	English 711A	Tauliti, D	16	English 7A - Quarter 4	A+ (100.0%)		0		Visit Website Access Code: zzwvwm7		Jun 09	
2	PE 07	Potts, D	GPE	PE 07 - Quarter 4	A+ (102.0%)		0		Visit Website Access Code: jv1r36iv		Jun 08	
3	Comp Essentials 2	Marlin, S.	27	Comp Essentials 2 - Quarter 4	A+ (100.0%)		0				Jun 01	
4	English 711	VonHoorebeke, M	29	English 71 - Quarter 4	A+ (100.0%)		0				Jun 08	
5	Math 7	Marx, T	34	Math 7 - Quarter 4	A+ (101.6%)	Details	0				Jun 05	
6	World Hist 7	Campos, V	12	History - Quarter 4	A+ (289.0%)	Details	0				Jun 12	

Attendance Summary Options

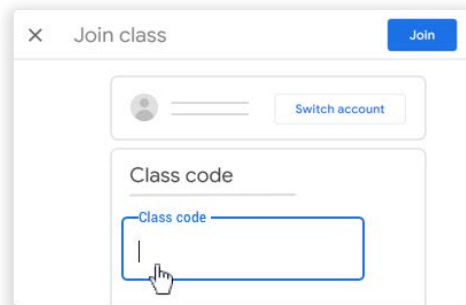
Ralston Intermediate School

# Join Google Classroom

1. Login to [www.classroom.google.com](http://www.classroom.google.com) and login using your @ggusd.net
2. Click on "Join Class"



3. Enter the Google Classroom code located in your AERIES Portal Account




# GGUSD Student Portal Account

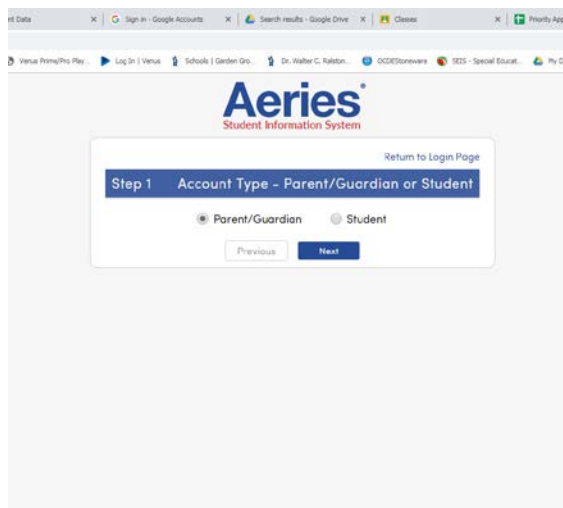
It is important that each Lake student has a student portal account in AERIES. This portal has important information including their class schedule and google classroom codes. 8<sup>th</sup> grade scholars that attended Lake last year already have an account open. 7<sup>th</sup> grade students should have created new accounts. Please make sure you have created a GGUSD Student Portal.

Check your @ggusd.net email. An email was sent with the following information needed to open an account: 1) Verification Code, 2) Phone number associated with the AERIES account, 3) Student ID Number

- a. Go to [mygrades.ggusd.us](https://mygrades.ggusd.us) and click on “Create New Account”



- b. Click on “Student”



- c. Enter student @ggusd.net account (ex. 25 @ggusd.net)

The screenshot shows the Aeries Student Information System interface. At the top, there is a navigation bar with links for 'Venus Prime/Pro Play', 'Log In | Venus', 'Schools | Garden Gr...', 'Dr. Walter C. Rablin...', 'OCCEStoreware', 'SESS - Special Educat...', and 'My Dn...'. The main header features the 'Aeries' logo and the text 'Student Information System'. Below the header, there is a 'Return to Login Page' link. The main content area is titled 'Step 2 Account Information' and contains the instruction 'Please Enter The Following Information About Yourself'. There are two input fields: 'Email Address:' and 'Verify Email Address:'. A yellow callout box with a star icon contains the text: 'A verification email will be sent to your email address from: parentportal@ggusd.us. Before continuing, please add this email address to your contacts or safe senders list, to ensure you receive this email.' At the bottom of the form, there are 'Previous' and 'Next' buttons.

- d. Continue to follow prompts to create a password, and enter the verification code, student number, and phone number. This information was sent to the student @ggusd.net account via email.